

Uniclass L3841	EPIC
CI/SfB (76.1)	X



KM³ Storagewall

Complete storage solutions

Love the space you're in.

Specialist expertise

Komfort specialise in the design and production of commercial glazed and solid partitioning (including demountable), laminate, timber & veneered doors, movable walls and storage walls.

As the UK's leading supplier of partitioning systems, we provide solutions to the commercial interiors sector which range from traditional design to modern contemporary styles. All our systems are compliant with current building regulations and suitable for any office fit-out or refurbishment.

As part of our continuing commitment to delivering exceptional service we offer specialist expertise in the following areas:

Structural strength, fire and acoustic performance. To guarantee the safest and widest product offering in the UK's commercial interiors sector and provide peace of mind, we operate an uncompromising programme of product testing.

Our glazed and solid, fire and non-fire rated partitioning and doors are independently tested at authorised laboratories in accordance with the relevant British Standard.

Technical knowledge. Through our long term product research, development and experience supplying complex and large projects, we have established an unrivalled understanding of the needs of the contractor and end user.

Our logistics expertise, scaled with dedicated project management, supports monitoring manufacturer deadlines and schedules from order through to production and delivery.

Ongoing investment. We invest in extensive stock to ensure the widest selection of products, supported by specialist distribution to offer delivery in consolidated loads, thereby reducing disruption and minimising environmental impact.

Tooling and manufacturing facilities. Our extensive ongoing investment, means we are able to deliver cost effective, high quality products under-pinned by continual enhancements to service.

- Full accreditation to BS EN ISO 9001, 14001 and OHSAS 18001.
- Full IFC certification for FD30 and FD60 30 and 60 minute fire rated doors and door kits.
- FSC certification.
- Carbon Trust Standard.
- NBS Plus clauses.

Outstanding service

Our portfolio of support services is available throughout the duration of the project and includes:

- Estimates
- Technical support and guidance
- Web accessible technical documentation including junction drawings in CAD and PDF formats
- Certification and installation statements
- Sales support
- Site surveys for glass and blinds
- Product installation training
- NBS specifications
- Dedicated specifiers support line
- RIBA approved CPD seminars

Our products

Partitioning Systems

- Ls90
- Single/Double Glazed Polar
- Polar Vision
- PolarTec
- Polar 100
- Klassic
- Komfire 75 & 100
- Kameo 75
- 600 Series
- Confluence
- KM³ Storagewall
- Movable Walls 80 & 200

Doors

- Veneered
- Glass
- Laminate
- Door Furniture

SwitchGlass

Blinds and Graphics

Manifestation

Architectural Glass and Firescreens

Creating a workspace and looking for project inspiration? Komfort has showrooms located in London, Leeds, Scotland and Ireland which are used by architects, designers and contractors.

To find out more or arrange a visit, email general@komfort.com



KM³ Storagewall

Complete storage solutions

Contents

04	KM ³ Storagewall
05	Style AA bay
10	Style A Storagewall with AV unit
12	Additional Items
12	Handles and Locks
13	Locker Storagewall
14	Bay options
14	Standard MFC Finishes
16	Internals
18	Internals Chart

KM³ Storagewall

KM³ Storagewall divides space, provides high volume storage and is totally flexible. Its relocatability and optimisation of floor space endorses KM³ efficiency, cost-effectiveness and impressive storage capacity.

Not only does KM³ integrate with Komfort's partitioning ranges, it also divides offices by acting as the partition wall. Occasionally it may be necessary to change the layout of an office to accommodate new working practice or changes in staffing levels. With KM³ this is simple. The back panels are designed to be completely interchangeable with the doors and, if required, KM³ may be demounted and relocated to another area.

One of the most important benefits of KM³ is financial. With today's high rental costs, most organisations are seeking to optimise the use of floor space. KM³ provides an excellent solution to this dilemma by saving up to 30% of space required. KM³'s relocatability may also entitle the end-user to tax benefits.

New features

- An extensive range of MFC finishes both wood grain and solid colour
- Natural wood veneers supplied upon request
- A 35mm recessed head detail and 65mm at the base as standard
- Comprehensive range of internal accessories
- Trimless design as standard
- Bespoke designs available on request
- Full survey and installation service
- NBS Plus specifications
- Internals (excluding pigeon holes) are manufactured from Steel to provide additional strength
- Recessed head detail complements Komfort partition head track creating flowing lines
- Internals use tool-free installation, meaning anyone can change easily and quickly.
- Broad range of handles and locks



**Style AA bay with pigeon hole
and suspension filing internals
plus standard knob and lock**

Style AA full height Storagewall in high gloss white finish with standard knob and lock





AA bay Storagewall with applied graphics.
This can feature on any product.
This option shows non standard handles.



Style AA Storagewall

Full height Storagewall with applied graphics and Graphite MFC finish



AVAILABLE SIZES:

WIDTH (DOUBLE DOOR MODULES):
1200mm, 1000mm, 800mm.

WIDTH (SINGLE DOOR MODULES):
600mm, 500mm, 400mm.

DEPTH:
600mm, 472mm (Foolscap), 412mm.

HEIGHT:
Built to your required ceiling height.



APPLICATIONS:

Offices
Education
Healthcare

Style A Storagewall encompassing AV unit
low level storage in Steamed Beech MFC
finish with non standard pull handles





Style A Storagewall

Storagewall units are designed to maximise the full floor to ceiling filing capacity, and introduce a fascia over the top of the unit



AVAILABLE SIZES:

WIDTH (DOUBLE DOOR MODULES):
1200mm, 1000mm, 800mm.

WIDTH (SINGLE DOOR MODULES):
600mm, 500mm, 400mm.

DEPTH:
600mm, 472mm (Foolscape), 412mm.

HEIGHT:
Built to your required ceiling height.



APPLICATIONS:

Meeting rooms
Classrooms
Healthcare

Additional items



AV unit

Handles and locks



Low storage



Pull handle



Knob and lock



Lock

Locker Storagewall

All units are designed to maximise the full floor to ceiling locker capacity.
All Locker units are available in many sizes, finishes and internal options



AVAILABLE SIZES:

WIDTH (DOUBLE DOOR MODULES):
1200mm, 1000mm, 800mm.

WIDTH (SINGLE DOOR MODULES):
600mm, 500mm, 400mm.

DEPTH:
600mm, 472mm (Foolscap), 412mm.

HEIGHT:
Built to your required ceiling height.



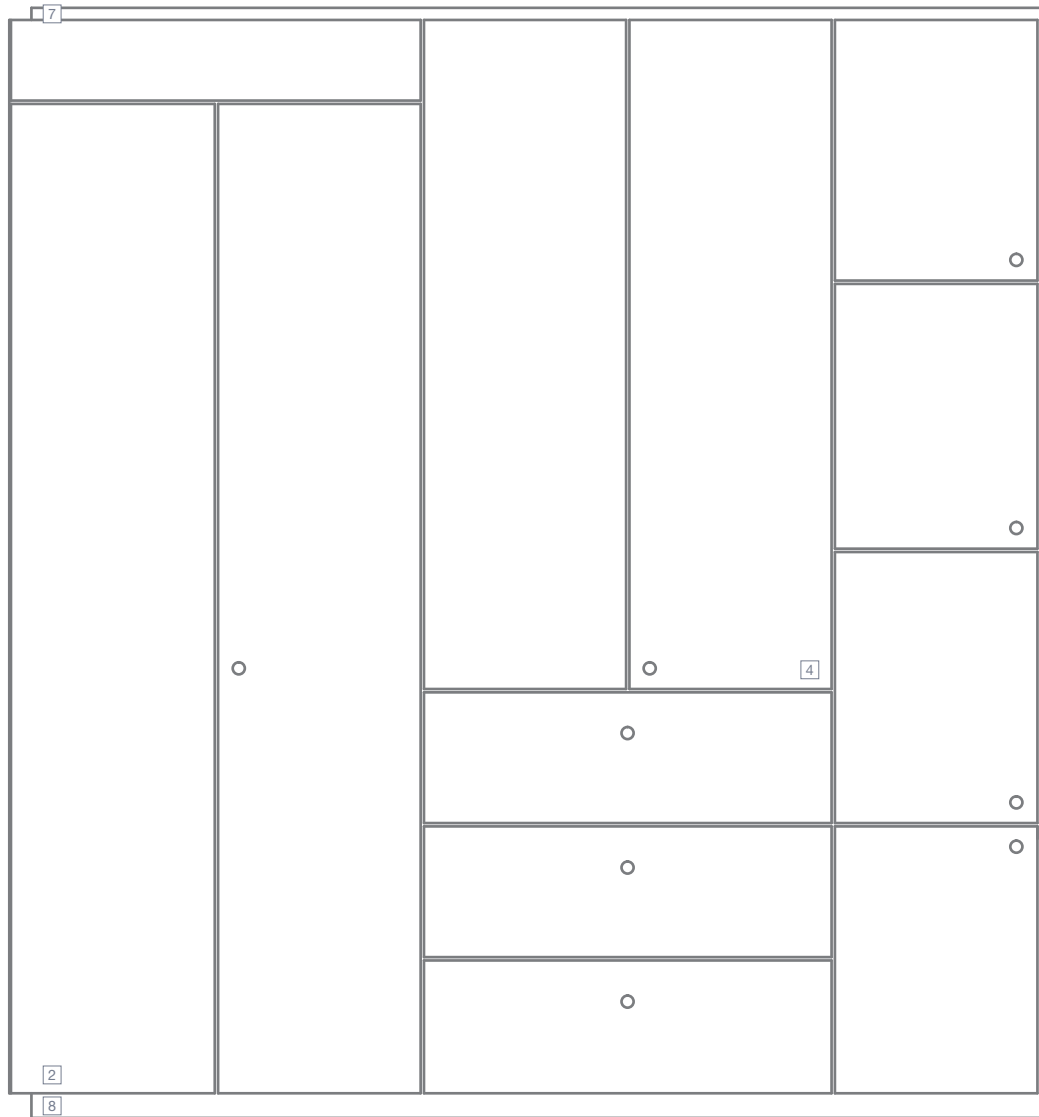
APPLICATIONS:

Classrooms
Leisure
Offices
Hotels
Washrooms

Bay options

Key

- 1 **Style AA** Full height door bay
- 2 **Style A** Full height door bay with pelmet
- 3 **Style B** Split door bay
- 4 **Style C** Door and drawer bay
- 5 **Style D** Display bay with drawers and doors
Display shelves are available in glass
MFC and veneer
- 6 **Style L** Locker bay
- 7 Head unit
- 8 Base unit



Standard MFC Finishes


External



White



Champagne



Beech



Steamed Beech

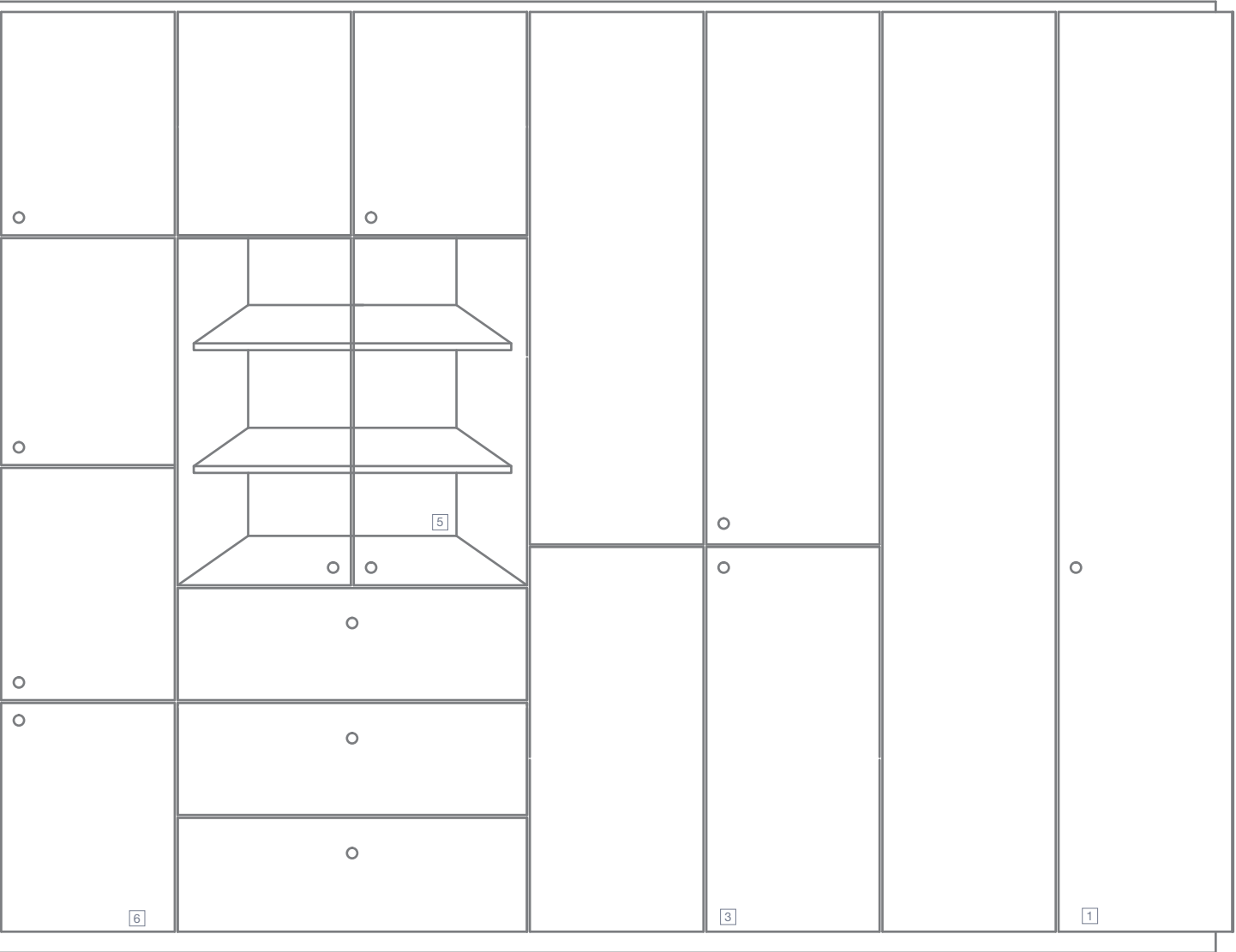


Maple



Romano Cherry

These are indicative colours only.




Additional MFC, laminate and veneer finishes are available upon request.



Light Grey (internal carcass colour)



Graphite



White Gloss



Chestnut



Light Oak



Titanium




Walnut



Zebrano

Trim



White RAL 9010



Dark Grey RAL 7021

Internal metalwork/ accessories



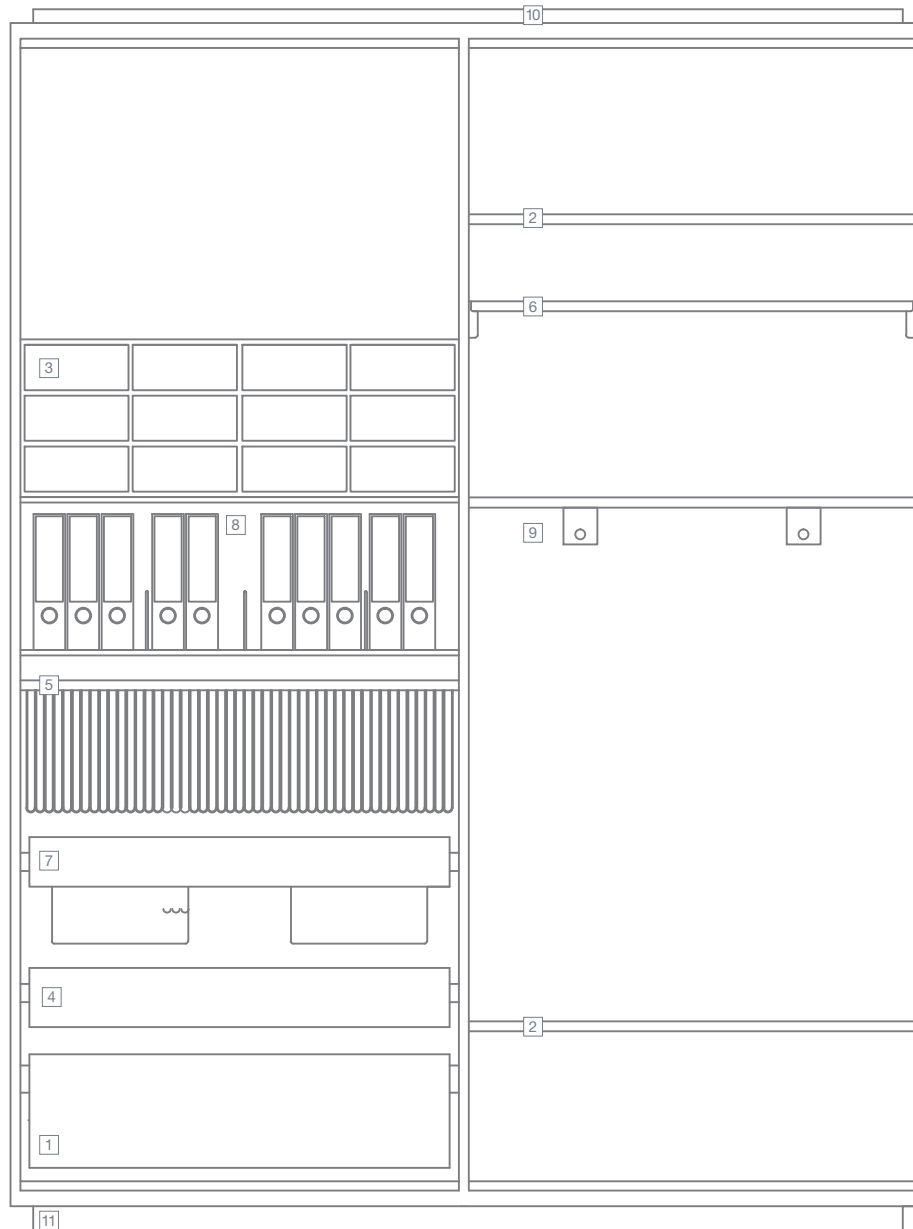
RAL 7011

Internals

Most internals are manufactured from steel to provide additional strength combined with tool-free installation, meaning anyone can reconfigure internals easily and quickly.

The maximum loading capacity for internals are 40kg per internal / 240kg per module.

All internals fit into a bespoke aluminium extrusion providing a 25mm adjustable pitch. All roll out filing frames come with dividers as standard.



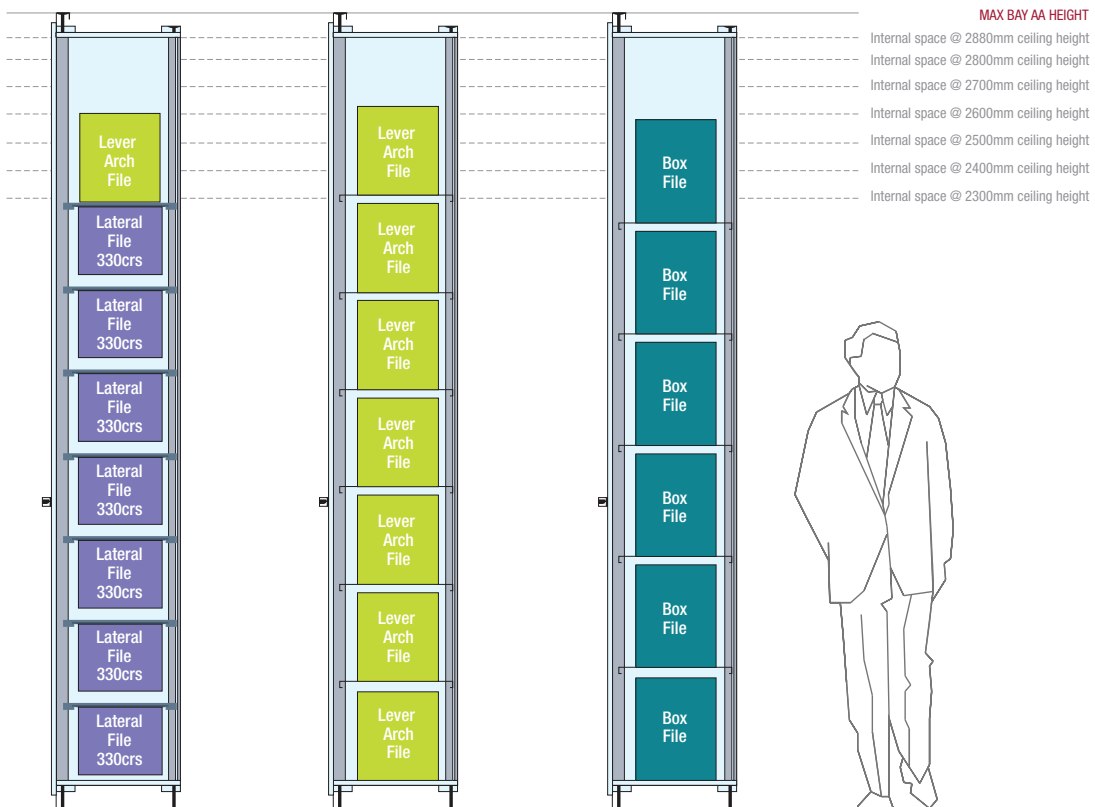
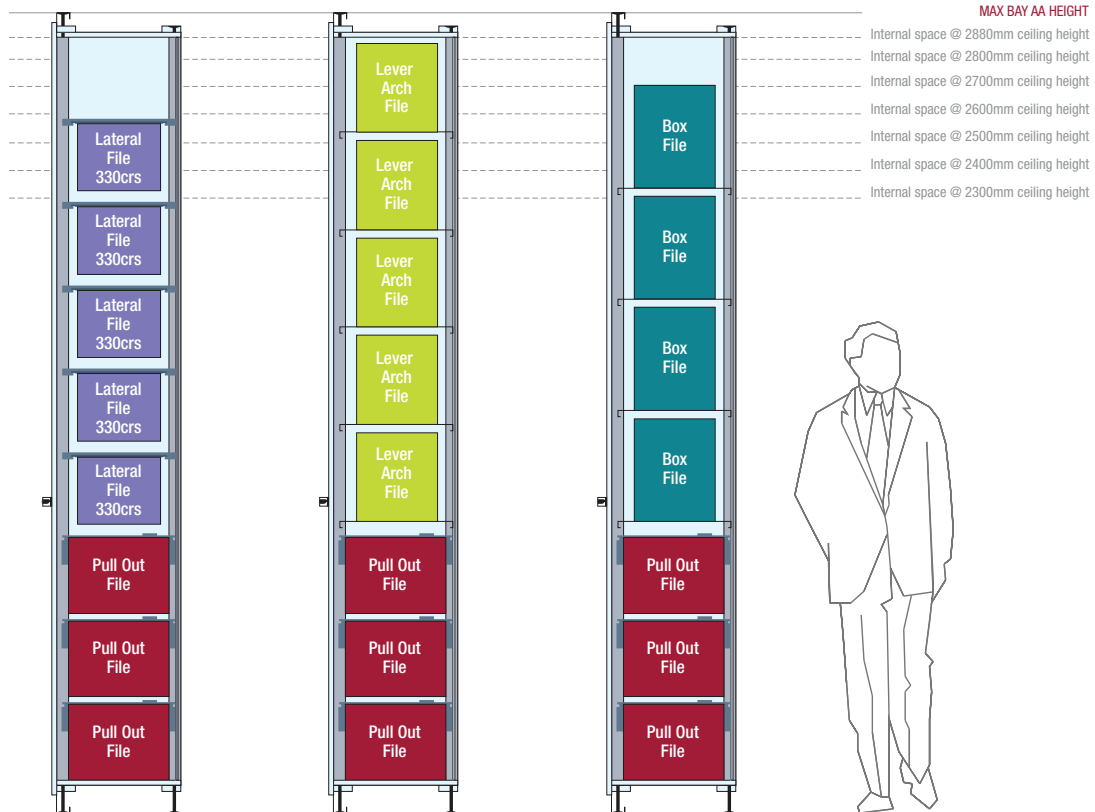
Key

- | | |
|--|---|
| 1 Pull out steel drawer (deep) | 7 Pullout suspension filing frames |
| 2 Plain shelf | 8 Plain slotted shelf with steel dividers |
| 3 Pigeon hole unit | 9 Front to back coat rail shelf |
| 4 Pull out steel drawer (shallow) | 10 Head unit |
| 5 Steel combi shelf (330 lateral filing) | 11 Base unit |
| 6 Horizontal coat rail | |

KM³ Storagewall filing specification guide

The diagram below is a quick guide to the filing permutations that can be installed within the KM³ Storagewall system. To use this quick reference guide select the height and configuration of the unit

required, then place a ruler along and above the appropriate dotted line and read below the ruler to determine the number of units and filing permutations the storage will achieve.





KM³ doors and internals are easily interchangeable for future change. Door hinges purely clip in and out and internals can be easily manoeuvred using the manufactured notches within the frame.

The internal carcass finish is Light Grey MFC as standard (please see swatch on page 15 for colour indication).



Internals chart

	1200			1000			800			600			500			400		
	412	472	600	412	472	600	412	472	600	412	472	600	412	472	600	412	472	600
PS	●	●		●	●		●	●		●	●		●	●		●	●	
CS	●	●	●	●	●	●	●	●	●	●	●	●	●	●	●	●	●	●
LC	●	●	X	●	●	X	●	●	●	●	●	X	●	●	●	●	●	X
REFF	●	●	X	●	●	X	●	●	●	●	●	X	●	●	●	●	●	X
SD	●	●	X	●	●	X	●	●	●	●	●	X	●	●	●	X	●	X
DD	●	●	X	●	●	X	●	●	●	●	●	X	●	●	●	X	●	X
ROFF	●	●	X	●	●	X	●	●	●	●	●	X	●	●	●	X	●	X
PH	●	●	●	●	●	●	●	●	●	●	●	●	●	●	●	●	●	●
LCR		X	●		X	●			X	●				X	●			X
FBC	●	●		●	●		●	●	●	●	●	●	●	●	●	●	●	●

KEY

- Standard internals
- X Advised not to have as standard but can be achieved if required

General notes:

- 1 Plain shelves @ 600 deep will be supplied as a combi shelf
- 2 472 modules are designed for foolscap filing (ROFFs are 390 CRs front to back)
- 3 412 modules are designed for A4 filing (ROFFs are 330 CRs front to back)
- 4 ROFFs for 600 deep units will be the same size as supplied in 472 units

Love the space you're in.

Sales Offices

Head Office – Horsham

Ashurst
Broadlands Business Campus
Langhurstwood Road
Horsham
West Sussex
RH12 4QP
Tel: 01403 390300
Fax: 01403 218828
E-mail: general@komfort.com

Leeds

Unit 2
Intermezzo Drive
Stourton Link
Leeds
West Yorkshire
LS10 1DF
Tel: 0113 395 6565
Fax: 0113 395 6566
E-mail: northern-sales@komfort.com

Birmingham

Unit 2
Rabone Park
Rabone Lane
Smethwick
Birmingham
B66 2NN
Tel: 0121 555 0300
Fax: 0121 555 0301
E-mail: midland-sales@komfort.com

Republic of Ireland

35 Leeson Close
Dublin 2
Ireland
Tel: +353 (0)1 6099126
Fax: +353 (0)1 6099110
E-mail: dublin-sales@komfort.com

Southern Sales Counter

Unit 10
Gatwick Distribution Centre
Whittle Way
Crawley
West Sussex
RH10 9RT
Tel: 01293 577890
(for stock/sales counter enquiries only)

Internet

www.komfort.com

Showrooms

London

14 Bonhill Street
London
EC2A 4BX
Tel: 0207 256 5701
Fax: 0207 374 8649
E-mail: london.showsuite@komfort.com

Leeds

Unit 2
Intermezzo Drive
Stourton Link
Leeds
West Yorkshire
LS10 1RU
Tel: 0113 395 6565
Fax: 0113 395 6566
E-mail: leeds.showsuite@komfort.com

Scotland

The Skyhouse
18 Elliot Place
Glasgow
G3 8EP
Tel: 01506 448190
Fax: 01506 437902
E-mail: scotland.showsuite@komfort.com



Scan the QR code to automatically download Komfort's Head Office contact details direct to your smart device. To download a QR scanner visit the relevant app store to correspond with your device.

ID Number: KOMKM³ 10|11

Part of the Laidlaw Interiors Group